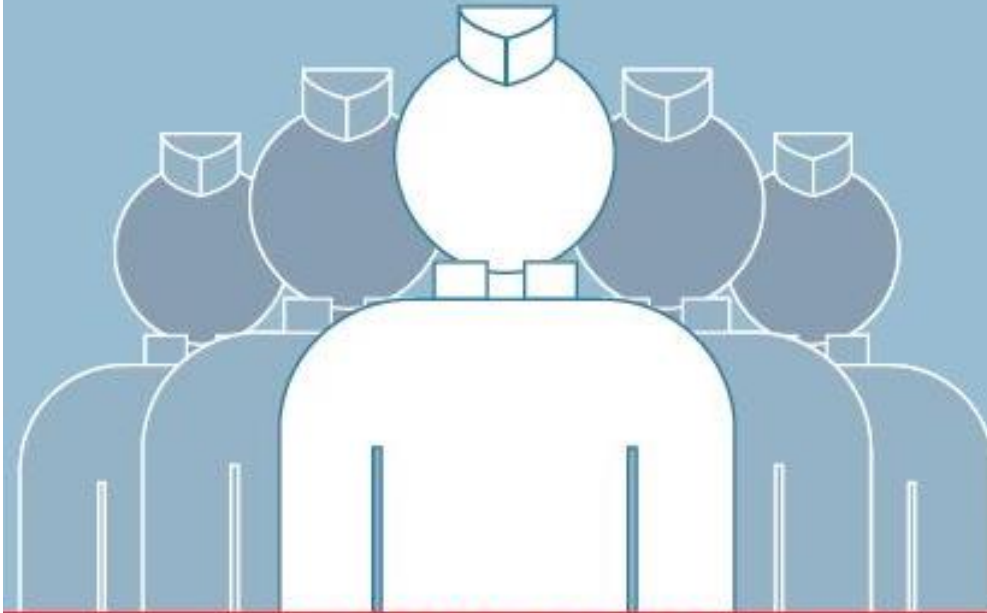


A comprehensive  
& objective rating  
of the Elected  
Representatives'  
performance

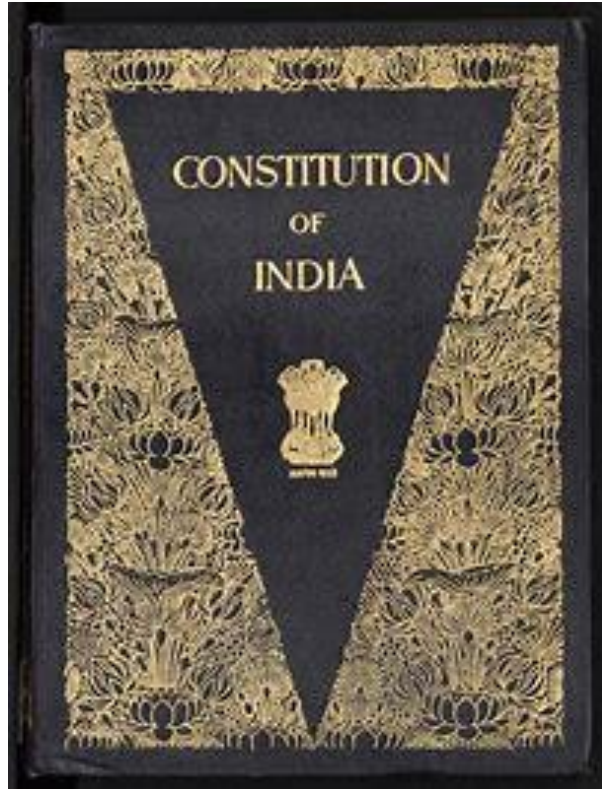


# MUMBAI REPORT CARD

MLA RATINGS 2023

PERIOD COVERED: WINTER SESSION 2021 TO WINTER SESSION 2022

# The Constitution is the Basis for Monitoring the Performance of Elected Representatives

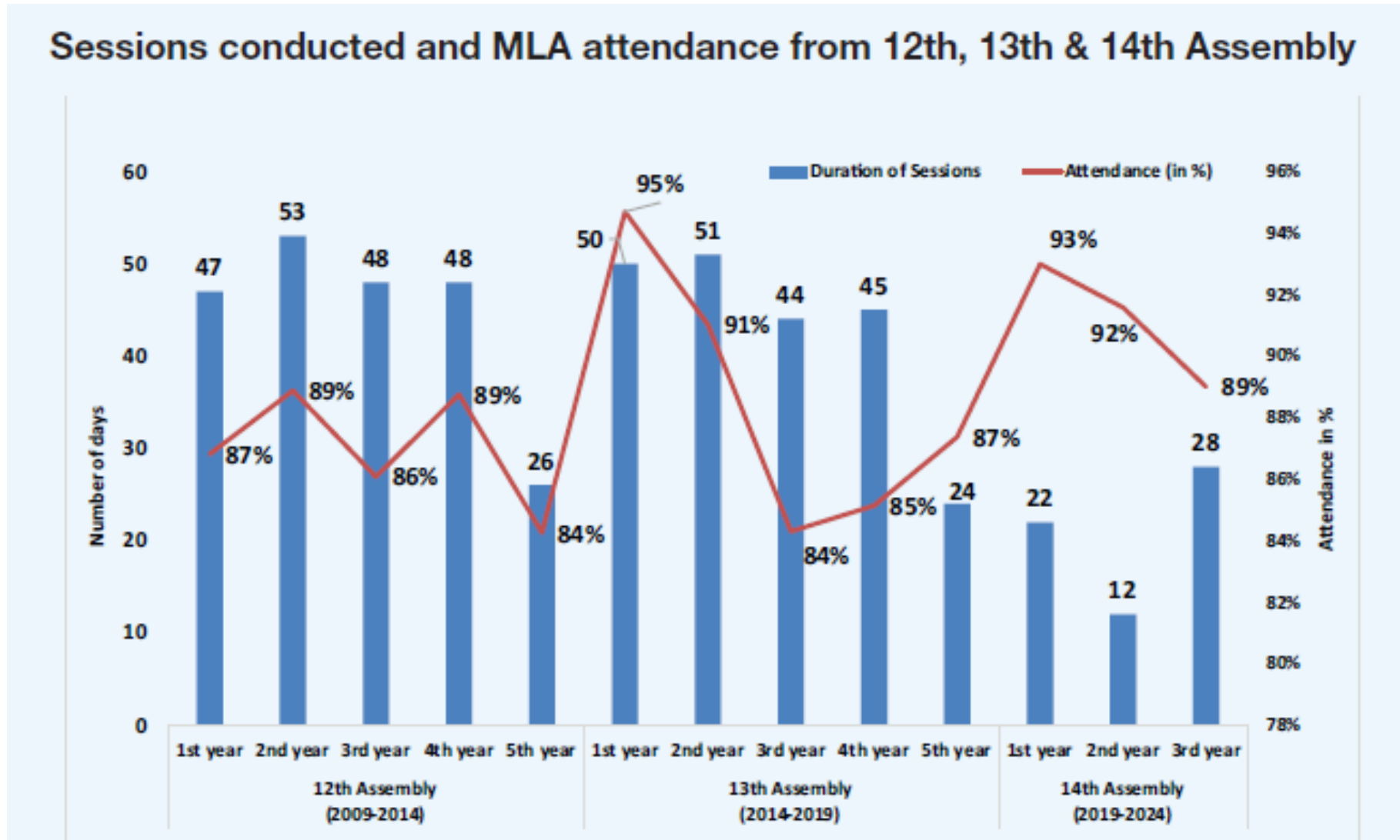


- Elected Representatives (ERs) **derive their powers** for functioning **through the Constitution**.
- They are mandated to Attend Sessions, Raise people's Issues, Debate, Participate in Discussions and Pass legislations.
- The Constitution defines their powers and rules of functioning, **hence only the Constitution can provide the parameters for their monitoring**.

# Maharashtra State Assembly is the Only Platform to Represent and Raise Issues Related to Mumbai

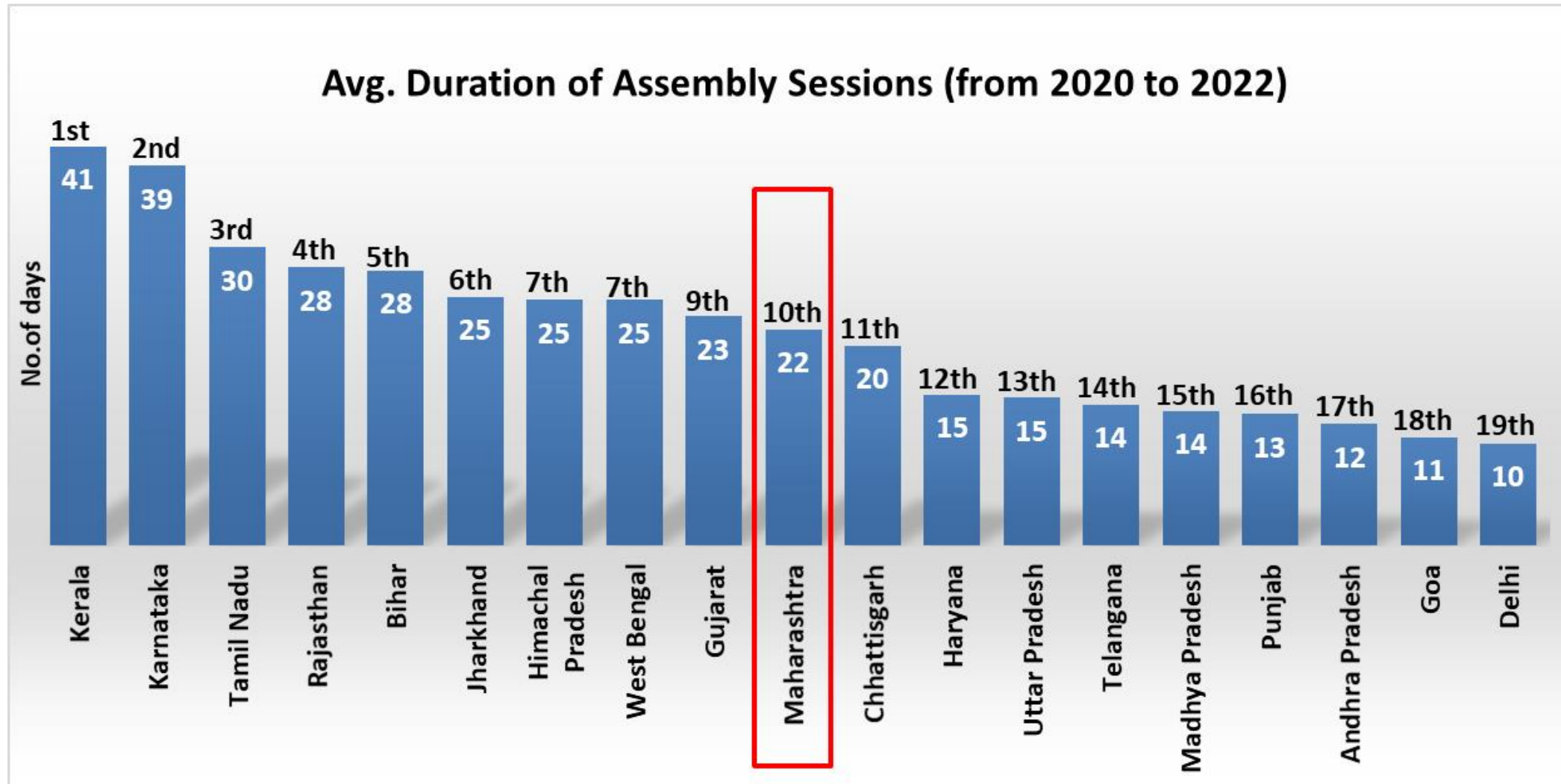
- The **Covid-19 pandemic completely disrupted public lives and presented challenges around livelihoods, health, education** and many other subjects.
- **Majority of municipal corporations in Maharashtra have completed their terms, however, elections are pending.**
- **Since March 2022, Brihanmumbai Municipal Corporation (BMC), the largest corporation in the state does not have an elected body.**
- In such circumstances, the **State Legislative Assembly remains the only platform to raise issues of public importance.**

# Average Duration Per Session Decreased by 60% From 15 Days in the 12th Assembly to Only 6 Days in the 14th Assembly



**Note:** When the Maharashtra Assembly is formed, it begins from October of every year. Hence for this graph, each year is calculated from a Winter session to Monsoon Session (For e.g.: 1st year of 12th Assembly is from Winter 2009 to Monsoon 2010, 2nd year is from Winter 2010 to Monsoon 2011)

# Out of the 19 Assemblies\*, Maharashtra Assembly Stood at 10th Place in Terms of Duration of Assembly Sessions from 2020 to 2022



Source: [PRS Legislative Research Website](#)

# Assembly Session Duration Dropped by 34% and the Number of Questions Asked Declined by 67% from the 12th to 14th Assembly

Assembly (Sessions Covered)	Duration of Sessions	% Change*	Attendance (%)	No. Questions Asked	(%) Decrease in Questions*
<b>12th Assembly</b> (Winter 2011 to Winter 2012)	58 days	-	86%	11,214	-
<b>13th Assembly</b> (Winter 2016 to Winter 2017)	57 days	2% ↓	84%	5,914	47% ↓
<b>14th Assembly</b> (Winter 2021 to Winter 2022)	38 days	34% ↓	87%	3,749	67% ↓

\* Percent change is calculated by taking baseline as 12<sup>th</sup> Assembly (Winter 2011 to Winter 2012)

- A decrease in duration of sessions results in lesser opportunities for MLAs to attend and deliberate on public issues.
- For instance, in the similar period, in 12th assembly, a **total of 11,214 questions were raised** by Mumbai MLAs. This number was **dropped to only 3,749** in the present Assembly.

**Note:** Data includes the following devices - Starred, Calling attention to matters of urgent public importance, Half an hour discussion, Motion of adjournment for purpose of debates, Non Officials Bills (Private Member Bill), Resolutions/Non-Official Resolutions and Short Notice questions are considered.

# The Parameters Used for Rating Mumbai MLAs in this Report Card

Parameter	Marks
<b>Present</b> <sup>1</sup> (Attendance, No. & Quality of Questions, Usage of Area Development Fund)	87
<b>Past</b> <sup>2</sup> (Education qualification, PAN Card, Criminal cases)	13
<b>Negative</b> for new FIR cases after 2019 election <sup>3</sup>	Minus 5
<b>Negative</b> for pending Charge Sheet <sup>3</sup>	Minus 5
<b>Total</b>	<b>100</b>

**Data Source: RTI (Right to Information Act)**

<sup>1</sup> Vidhan Bhavan and City & Suburban Collector Offices;

<sup>2</sup> Election Commission of India's Website;

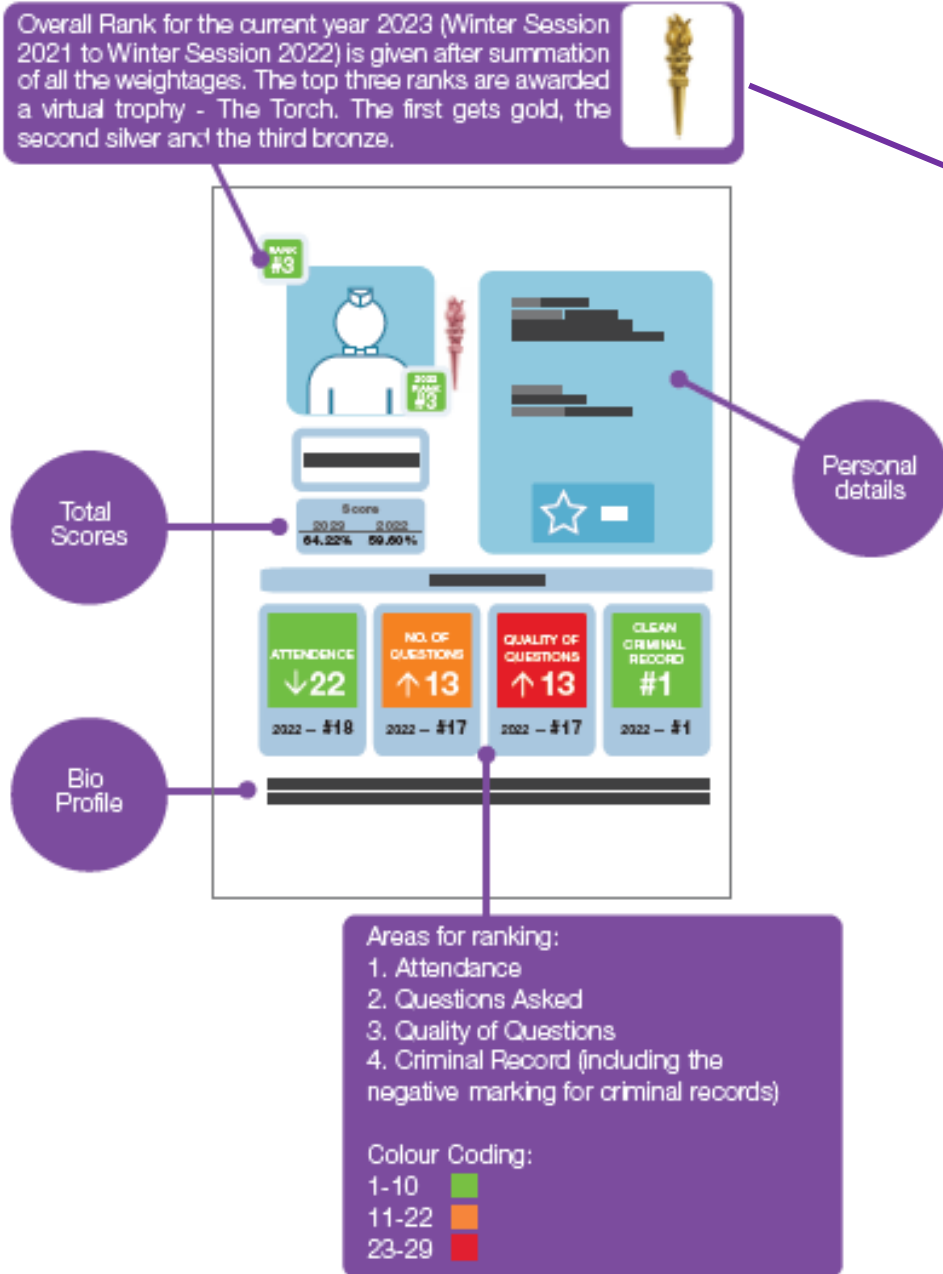
<sup>3</sup> Mumbai Police.

**Note:**


- In MLA Report Card 2022 the period covered was from Winter Session 2019 to Monsoon Session 2021
- In MLA Report Card 2023 the period covered is from Winter Session 2021 to Winter Session 2022



## HOW TO READ THE RANKING PAGE:



## THE FOUR LION TORCH




**Note:** The report covers time period between Winter Session 2021 and Winter Session 2022. A total of 29 MLAs out of the 36 MLAs of Mumbai city are evaluated in this report card. The report scores MLAs that were not ministers and attended at least three out of the four sessions (excluding the special session in July 2022). This report card does not evaluate 7 MLAs, out of which two MLAs are minister and speaker respectively, 4 MLAs were ministers from Winter Session 2021 to Budget Session 2022 and one was newly elected from Winter Session 2022.



# Congratulations to the Top 3 Rankers!

RANK  
#1



2022  
RANK  
#1

Amin Amir Ali Patel

2023	Score	2022
82.80%		81.43%



Birth Date: 13<sup>th</sup> January 1963  
Birth Place: Mumbai  
Language: Marathi, Hindi and English  
Education: SSC  
Profession: Business  
Constituency: 186  
(Area: Mumbadevi,  
District - Mumbai City)



INC

RANK  
#2



2022  
RANK  
#3

Sunil Waman Prabhu

2023	Score	2022
81.30%		77.19%



Birth Date: 11<sup>th</sup> July 1969  
Birth Place: Mumbai  
Language: Marathi, Hindi and English  
Education: Eleventh  
Profession: Consultant & Farming  
Constituency: 159  
(Area: Dindoshi,  
District - Mumbai Suburbs)



SS (UBT)

RANK  
#3



2022  
RANK  
#6

Manisha Ashok Chaudhary

2023	Score	2022
75.05%		71.14%

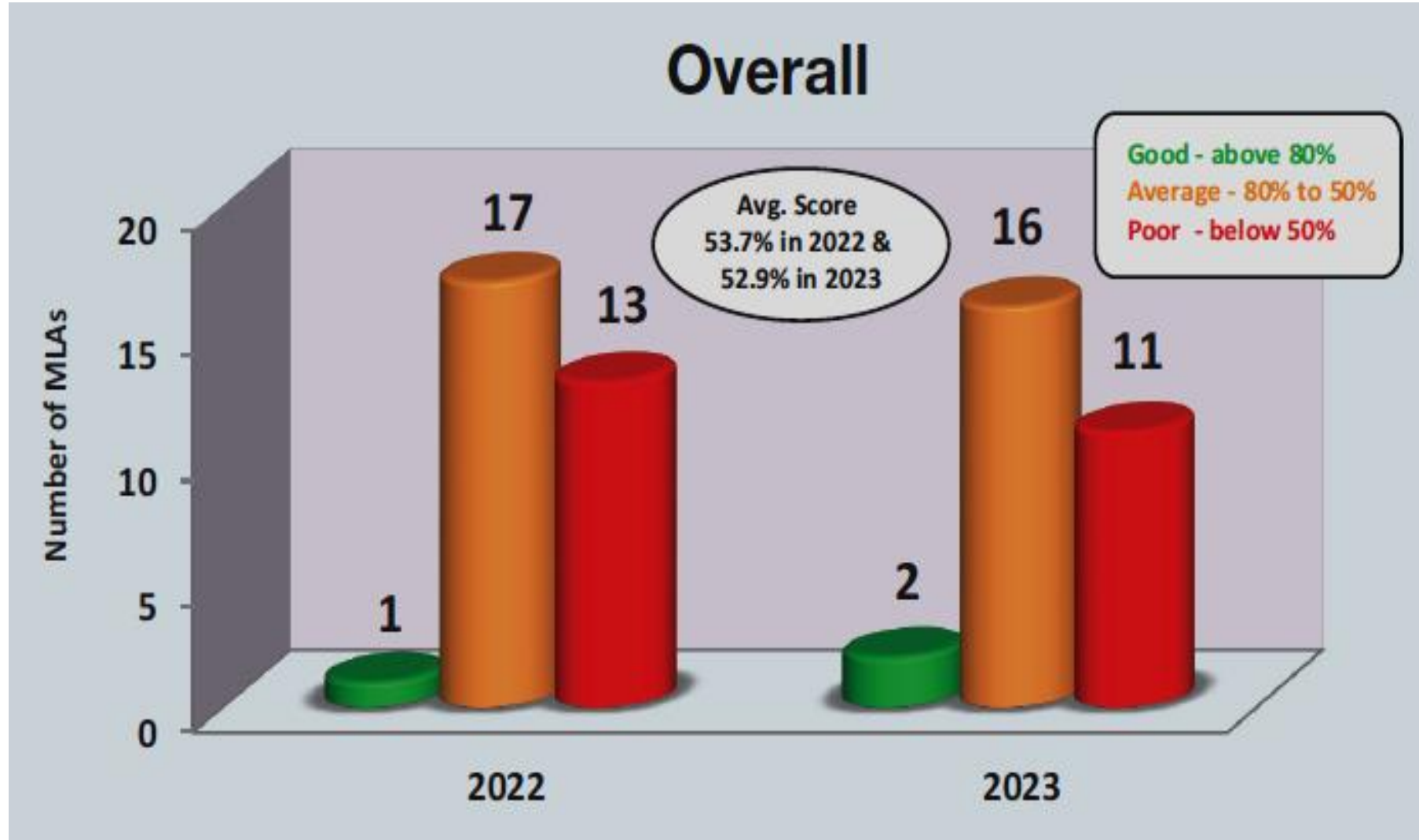


Birth Date: 18<sup>th</sup> June 1961  
Birth Place: Dahanu, Palghar District  
Language: Marathi, Hindi, English and Gujarati  
Education: B.Sc.  
Profession: Self Employed  
Constituency: 153  
(Area: Dahisar,  
District - Mumbai Suburbs)



BJP

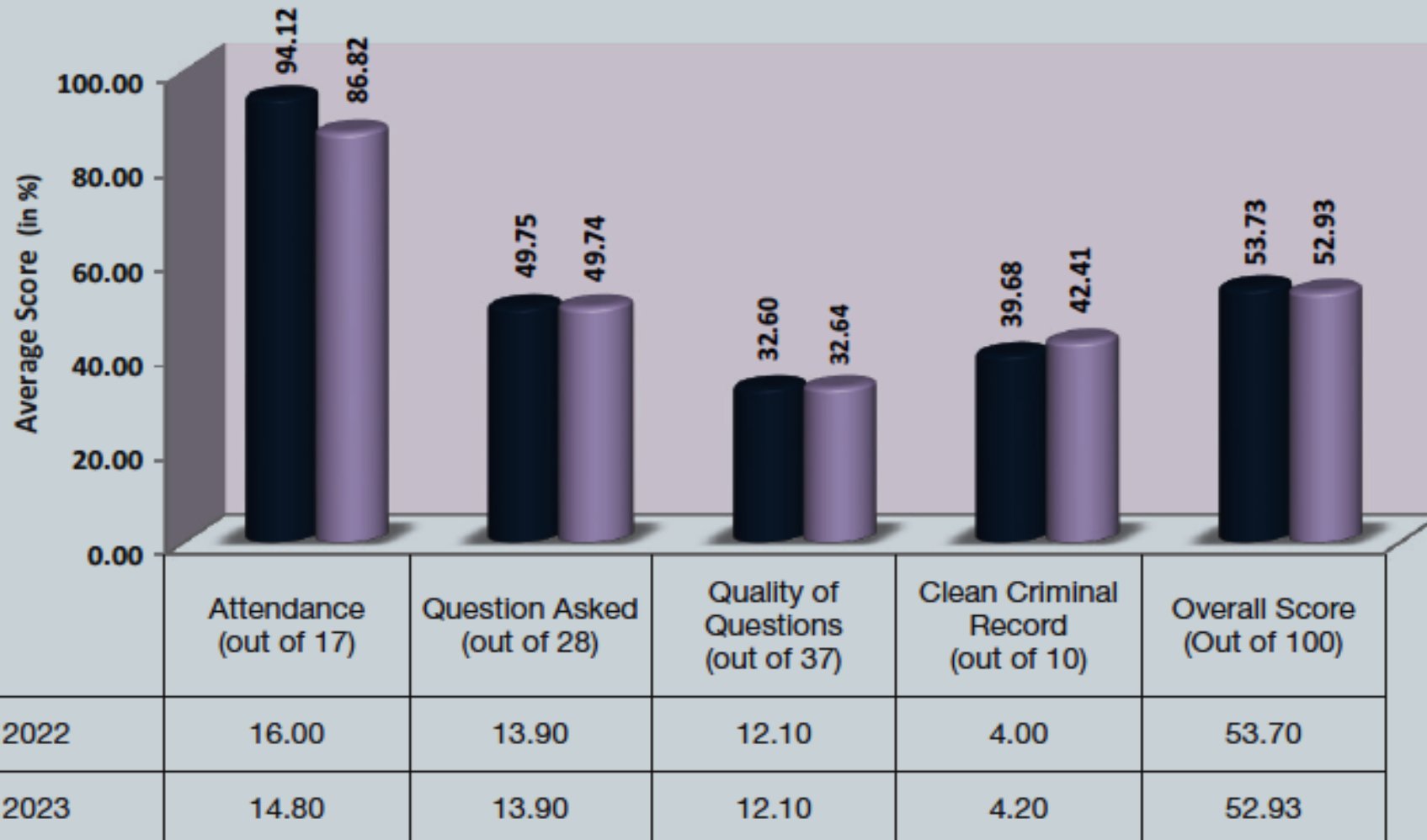
# Only 2 out of 29 MLAs Have Achieved an Overall Grade (Above 80%) in the 14th Assembly



**Note:** Number of MLAs ranked in 2022 report card were 31 and in 2023 report card are 29 MLAs.

# Average Score of Number of Questions Asked and Quality of Questions Have Remained Constant in the year 2022 to 2023

## Average Score for Different Parameters

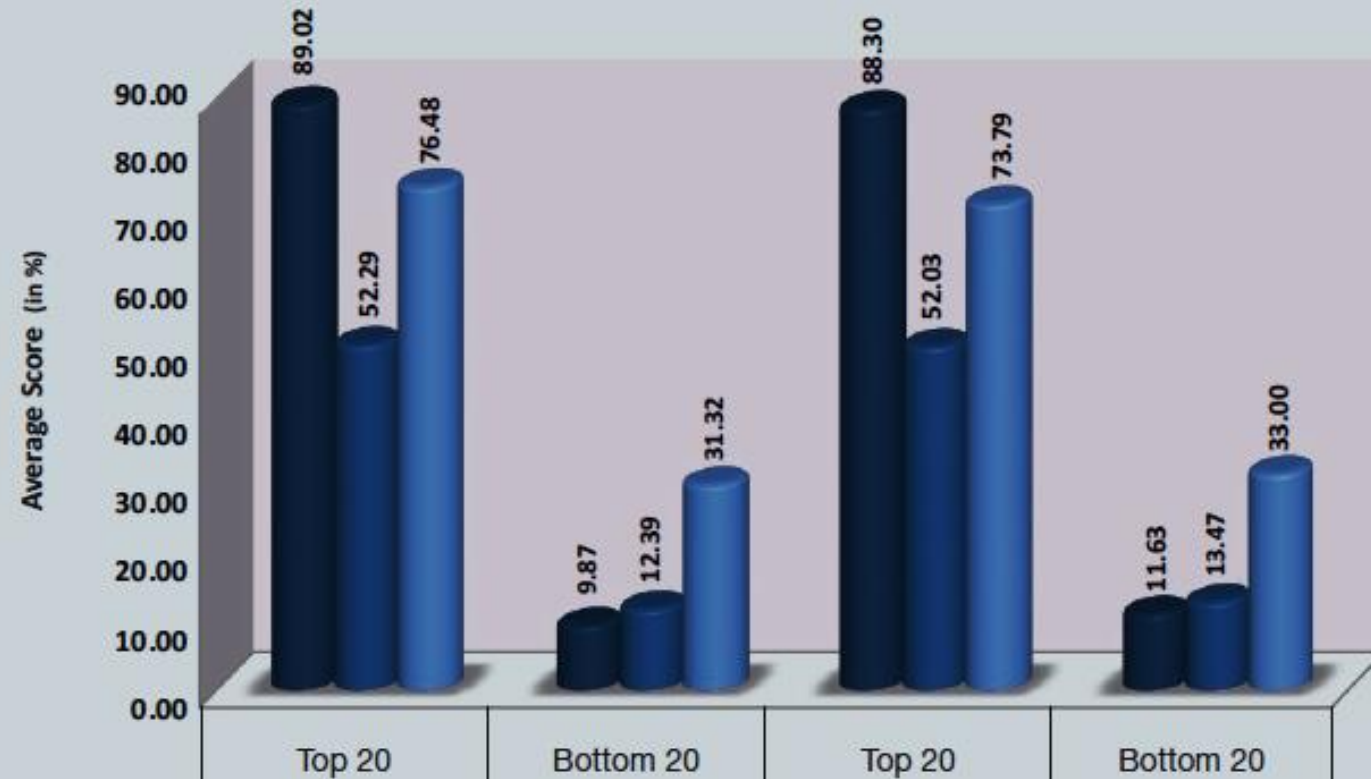


### Total Number of Questions Asked in each Report Card

2022	4,347
2023	5,166

# Top and Bottom 20 Percentile Average Scores

## Top and Bottom 20 Percentile Average Scores



➤ *Number of Questions asked by the Top and Bottom 20 percentile*

	2022	%	2023	%
Top 20 Percentile	1,848	43%	2,058	40%
Bottom 20 Percentile	152	3%	308	6%
Total questions	4,347	100%	5,166	100%

	2022		2023	
■ Number of Questions (out of 28)	24.92	2.76	24.72	3.26
■ Quality of Questions (out of 37)	19.35	4.59	19.25	4.99
■ Overall Score (Out of 100)	76.48	31.32	73.79	33.00

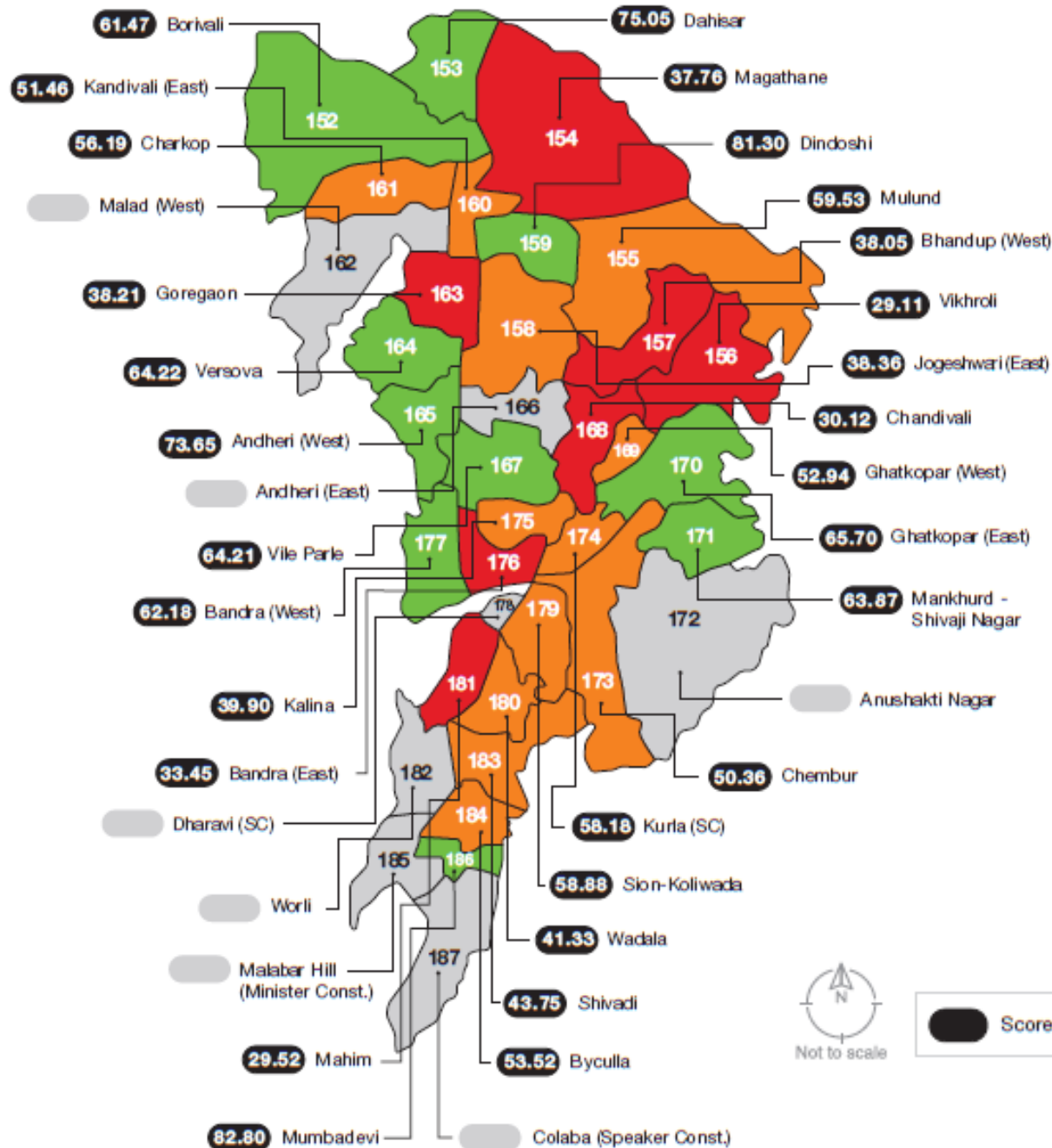
# Top 5 and Bottom 5 Rankers

Political Party	Constituency No.	Top 5 MLA name	Score (out of 100)	Overall Rank	Parameter Score/Rank							
					Attendance (Out of 17)		No. of Questions (Out of 28)		Quality of Questions (Out of 37)		Clean Criminal Record (Out of 10)	
					Score	Rank	Score	Rank	Score	Rank	Score	Rank
INC	186	Amin Amir Ali Patel	82.80	1	17	1	27.05	1	20.75	1	10	1
SS (UBT)	159	Sunil Waman Prabhu	81.30	2	17	1	26.12	2	20.18	2	10	1
BJP	153	Manisha Ashok Chaudhary	75.05	3	17	1	22.40	6	17.65	6	10	1
BJP	165	Ameet Bhaskar Satam	73.65	4	14	17	23.32	5	18.32	5	10	1
BJP	170	Parag Kishorchandra Shah	65.70	5	17	1	16.80	12	13.90	12	10	1

Political Party	Constituency No.	Bottom 5 MLA name	Score (out of 100)	Overall Rank	Parameter Score/Rank							
					Attendance (Out of 17)		No. of Questions (Out of 28)		Quality of Questions (Out of 37)		Clean Criminal Record (Out of 10)	
					Score	Rank	Score	Rank	Score	Rank	Score	Rank
SS (UBT)	156	Sunil Rajaram Raut	29.11	29	17	1	3.72	26	5.39	26	-5	27
SS	181	Sadanand Sarvankar	29.52	28	17	1	2.80	27	4.72	27	-3	22
SS	168	Dilip Lande	30.12	27	14	17	1.85	28	4.27	28	2	18
INC	176	Zeeshan Ziauddin Siddique	33.45	26	10	26	4.65	25	5.80	25	5	13
SS	154	Prakash Rajaram Surve	37.76	25	14	17	6.52	23	7.24	23	2	18



# MAP GRADING: ASSEMBLY CONSTITUENCY



# Thank You



[www.praja.org](http://www.praja.org)



[info@praja.org](mailto:info@praja.org)



[\\_praja.org](https://twitter.com/praja.org)



[\\_prajafoundation](https://facebook.com/prajafoundation)



[PrajaFoundation](https://www.youtube.com/PrajaFoundation)

Handbook



[Praja.org/hand-books](http://Praja.org/hand-books)

Annual  
White Papers



[Praja.org/white-paper](http://Praja.org/white-paper)

Urban Governance  
Reports



[Praja.org/urban-governance](http://Praja.org/urban-governance)

Urban Governance  
Index 2020



[Praja.org/ugi](http://Praja.org/ugi)

Elected Representatives  
Report Cards



[Praja.org/report-card](http://Praja.org/report-card)

[www.praja.org/donate](http://www.praja.org/donate)

